

Text Plots

Jan Wijffels

Abstract

The texplot R package allows one to visualise complex relations in texts. This is done by providing functionalities for displaying text co-occurrence networks, text correlation networks, dependency relationships as well as text clustering. In this vignette, some example visualisations of these are shown.

Keywords: Text, network, co-occurrence, correlation, text clustering, dependency parsing, visualisation.

1. General

1.1. Overview

The package allows you to visualise

- Text frequencies
- Text correlations
- Text cooccurrences
- Text clusters
- Dependency parsing results

Source code repository

The source code of the package is on github at <https://github.com/bnosac/textplot>.
The R package is distributed under the GPL-2 license.

2. Example visualisations

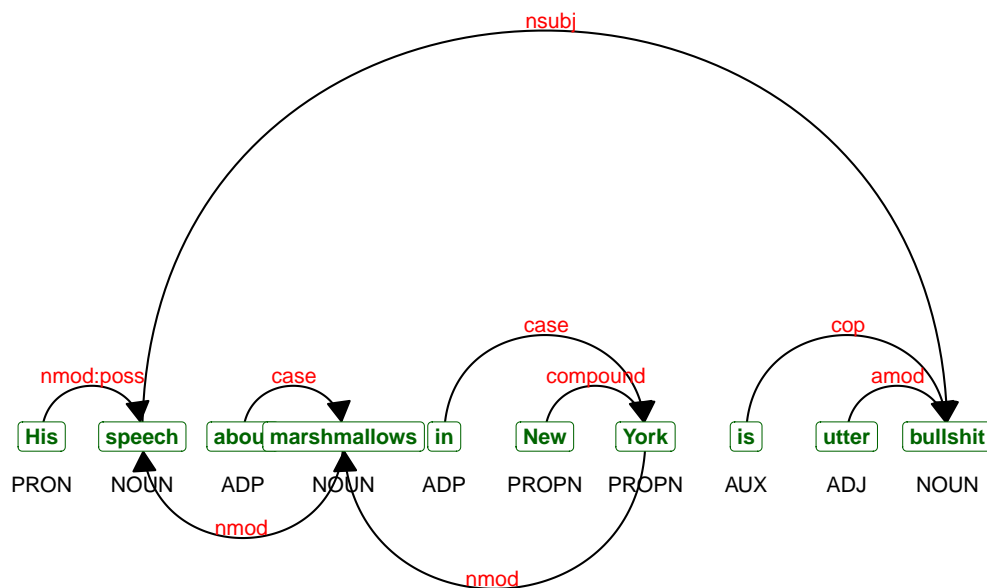
2.1. Dependency Parser

Example 1

```
library(udpipe)
library(textplot)
library(ggraph)
x <- udpipe("His speech about marshmallows in New York is utter bullshit",
            "english")
plt <- textplot_dependencyparser(x, size = 4)
plt
```

Dependency Parser

tokenisation, parts of speech tagging & dependency relations

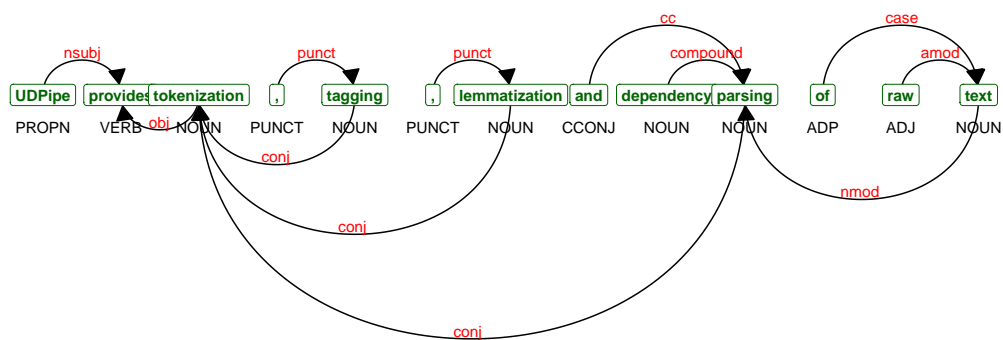


Example 2

```
x <- udpipe("UDPipe provides tokenization, tagging, lemmatization and  
dependency parsing of raw text", "english")  
plt <- textplot_dependencyparser(x, size = 4)  
plt
```

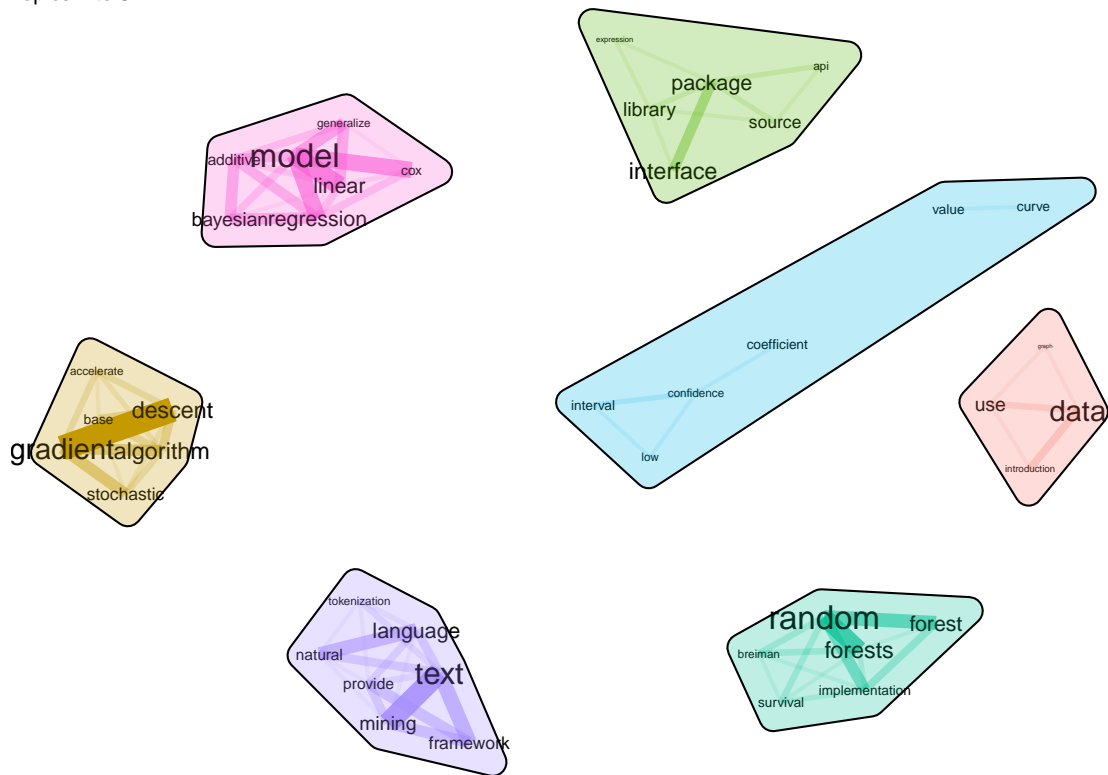
Dependency Parser

tokenisation, parts of speech tagging & dependency relations



Biterm topic model

Topics 2 to 8



Example 2

```

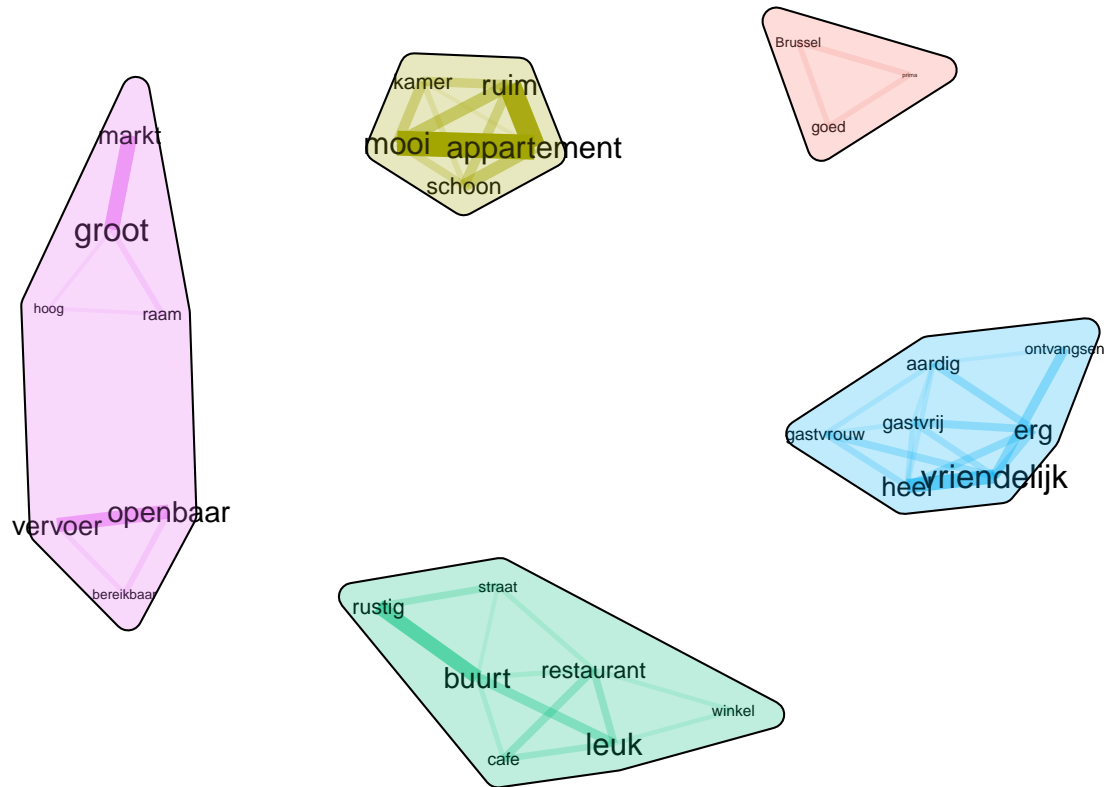
library(BTM)
library(data.table)
library(udpipe)
## Annotate text with parts of speech tags
data("brussels_reviews", package = "udpipe")
anno <- subset(brussels_reviews, language %in% "nl")
anno <- data.frame(doc_id = anno$id, text = anno$feedback, stringsAsFactors = FALSE)
anno <- udpipe(anno, "dutch", trace = 10)
## Get cooccurrences of nouns / adjectives and proper nouns
biterms <- as.data.table(anno)
biterms <- biterms[, cooccurrence(x = lemma,
                                relevant = upos %in% c("NOUN", "PROPN", "ADJ"),
                                skipgram = 2),
                  by = list(doc_id)]

## Build the BTM model
set.seed(123456)
x <- subset(anno, upos %in% c("NOUN", "PROPN", "ADJ"))
x <- x[, c("doc_id", "lemma")]
model <- BTM(x, k = 5, beta = 0.01, iter = 2000, background = TRUE,
             biterms = biterms, trace = 100)

```

```
plt <- plot(model)
plt
```

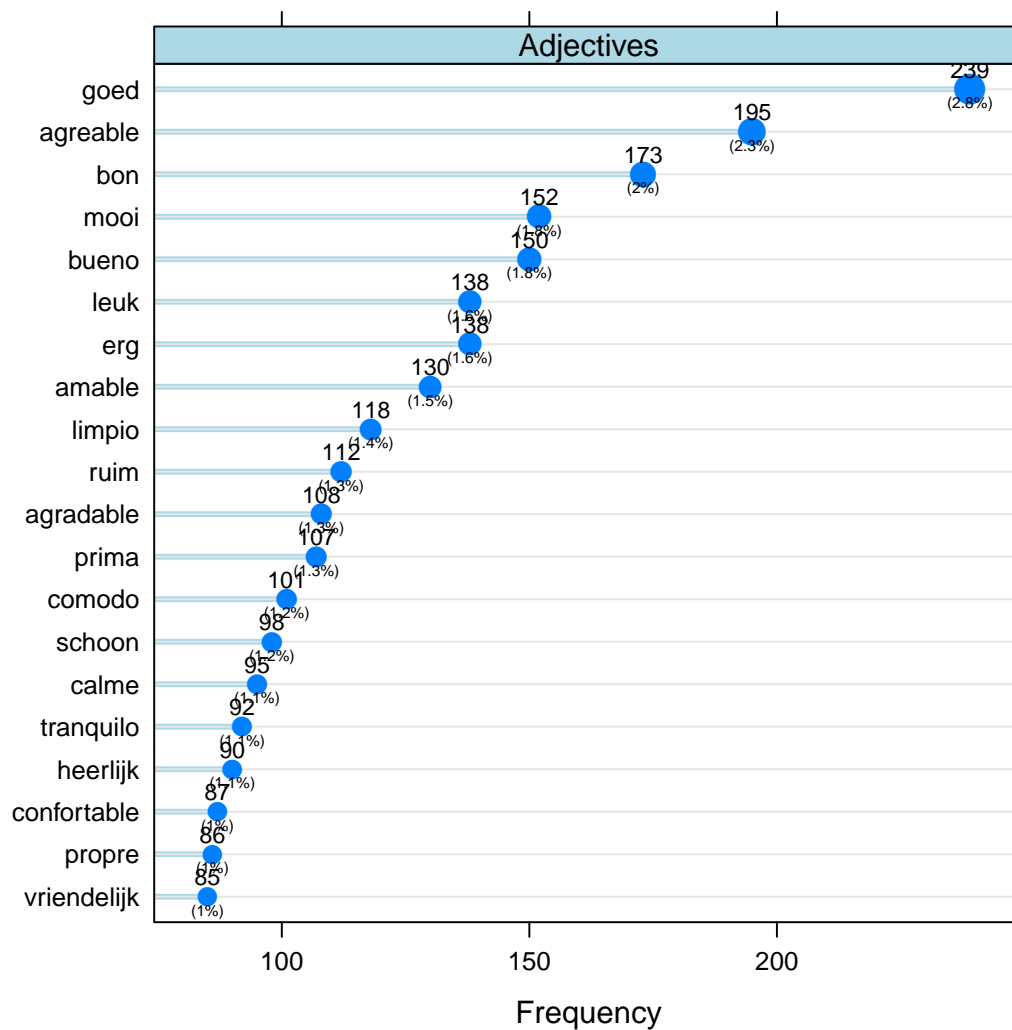
Biterm topic model



2.3. Bar plots

Example showing frequency of adjectives

```
library(udpipe)
data("brussels_reviews_anno", package = "udpipe")
x <- subset(brussels_reviews_anno, xpos %in% "JJ")
x <- sort(table(x$lemma))
plt <- textplot_bar(x, top = 20,
                    panel = "Adjectives", xlab = "Frequency",
                    col.panel = "lightblue", cextext = 0.75,
                    addpct = TRUE, cexpct = 0.5)
plt
```



2.4. Correlation of texts

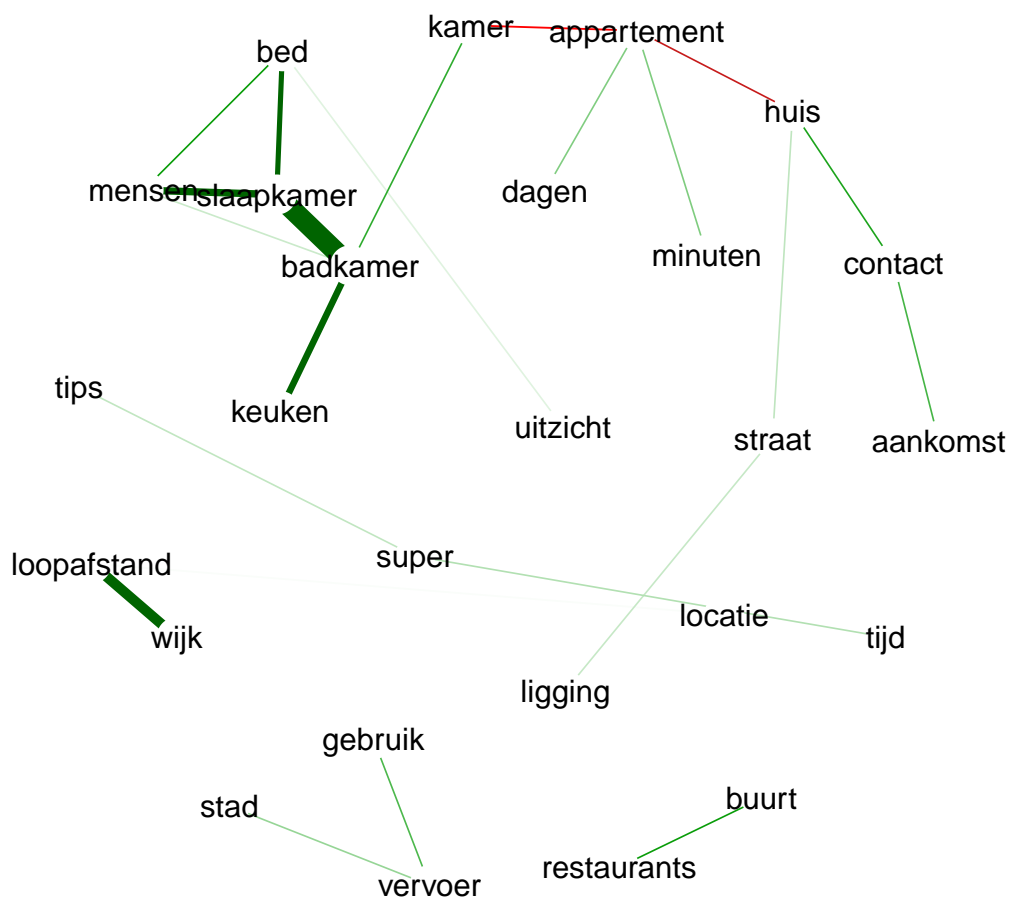
Top correlations above a certain threshold

```
library(graph)
library(Rgraphviz)
library(udpipe)
dtm <- subset(anno, upos %in% "ADJ")
dtm <- document_term_frequencies(dtm, document = "doc_id", term = "lemma")
dtm <- document_term_matrix(dtm)
dtm <- dtm_remove_lowfreq(dtm, minfreq = 5)
textplot_correlation_lines(dtm, top_n = 25, threshold = 0.01, lwd = 5, label = TRUE)
```



Correlations which are non-zero after fitting a glasso model

```
library(glasso)
library(qgraph)
library(udpipe)
dtm <- subset(anno, upos %in% "NOUN")
dtm <- document_term_frequencies(dtm, document = "doc_id", term = "token")
dtm <- document_term_matrix(dtm)
dtm <- dtm_remove_lowfreq(dtm, minfreq = 20)
dtm <- dtm_remove_tfidf(dtm, top = 100)
term_correlations <- dtm_cor(dtm)
textplot_correlation_glasso(term_correlations, exclude_zero = TRUE)
```




2.5. Co-occurrence of texts

Example showing adjectives occurring in the same document

```
library(udpipe)
library(ggraph)
data(brussels_reviews_anno, package = 'udpipe')
x <- subset(brussels_reviews_anno, xpos %in% "JJ" & language %in% "fr")
x <- cooccurrence(x, group = "doc_id", term = "lemma")
plt <- textplot_cooccurrence(x,
                             title = "Adjective co-occurrences", top_n = 25)

plt
```

Adjective co-occurrences



Affiliation:

BNOSAC - Open Analytical Helpers

E-mail: jwijffels@bnosac.be

URL: <http://www.bnosac.be>